Power Amplifiers
Overview of all models

9 kHz ... 40 GHz
1 mW ... 20 kW



BONN Elektronik

YOUR ULTIMATE RF POWER SOURCE

GHz

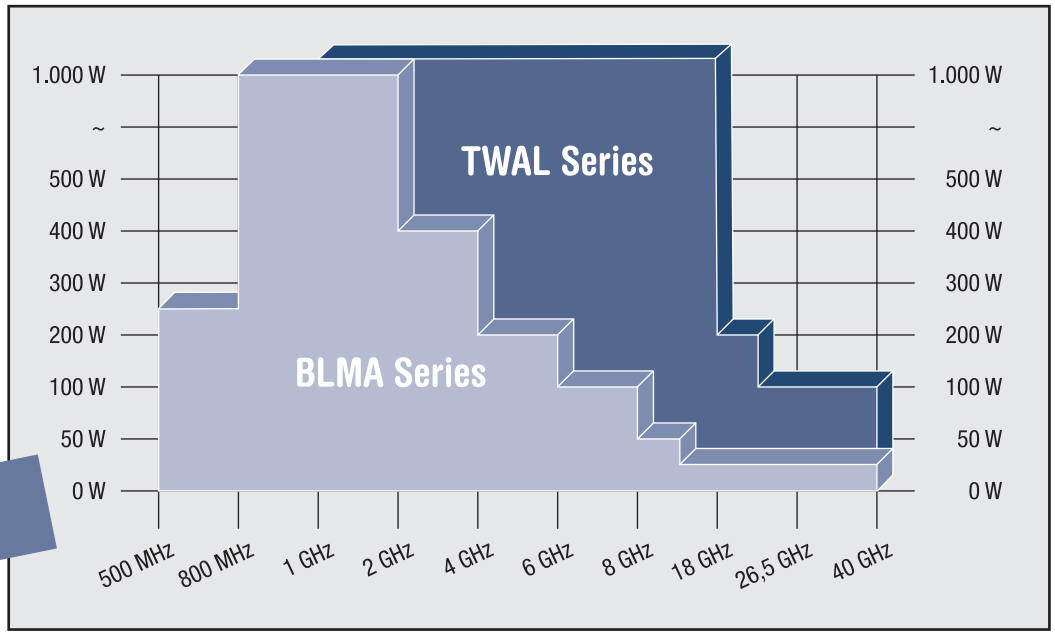

BLMA Series *Page 13*
Solid State Amplifiers
100 MHz ... 40 GHz
0.1 W ... 1 kW

TWAL Series *Page 19*
TWT Amplifiers
1 GHz ... 40 GHz
20 W ... 1 kW

Pulsed

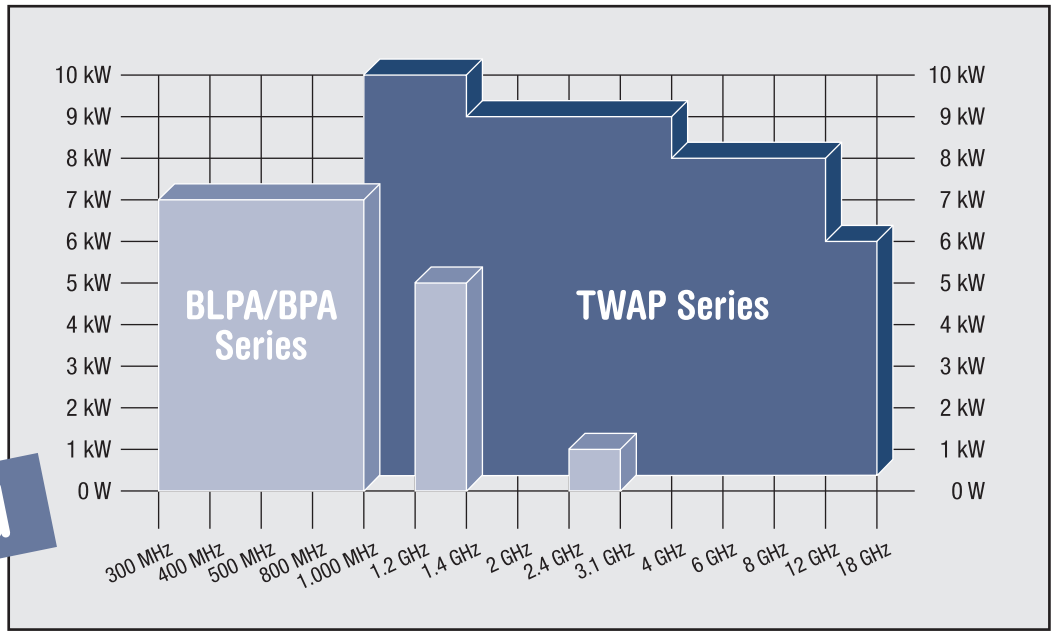

EMI Preamplifiers *Page 21*
Amplifiers + Antennas
100 MHz ... 40 GHz
18 dB ... 50 dB Gain

BPA / TWAP Series *Page 22*
Pulsed Amplifiers
300 MHz ... 18 GHz
25 W ... 30 kW

TWAL 1826-40	18 ... 26.5 GHz	40 / 60	46 / 52 ±6	15 / 20	900	3+3 HU, 630 mm	40
TWAL 1826-40E	18 ... 26.5 GHz	40 / 60	46 / 52 ±6	20 / 20	750	4 HU, 630 mm	35
TWAL 1826-120	18 ... 26.5 GHz	120 / 150	50.8 / 57 ±6	20 / 20	750	6 HU, 630 mm	38
Model	Frequency Range	Output Power P_N min / typ W	Gain min / typ dB	Harmonics 2nd / 3rd dBc	Line Power VA	Dimensions (H, D) 19"-System	Weight kg
TWAL 1840-40E	18 ... 40 GHz	40 / 60	46 / 54 ±7.5	7 / 15	700	4 HU, 630 mm	27
Model	Frequency Range	Output Power	Gain	Harmonics	Line Power	Dimensions	Weight
TWAL 2640-40	26.5 ... 40 GHz	40 / 60	46 / 52 ±6	20 / 20	900	3+3 HU, 630 mm	40
TWAL 2640-40E	26.5 ... 40 GHz	40 / 60	46 / 52 ±6	20 / 20	750	4 HU, 630 mm	35
TWAL 2640-120	26.5 ... 40 GHz	120 / 150	50.8 / 57 ±6	20 / 20	750	6 HU, 630 mm	38
Model	Frequency Range	Output Power P_N min / typ W	Gain min / typ dB	Harmonics 2nd / 3rd dBc	Line Power VA	Dimensions (H, D) 19"-System	Weight kg
TWAL 2731-100E	27 ... 31 GHz	100 / 120	50 / 55 ±5	12 / 15	1250	6 HU, 730 mm	35
Model	Frequency Range	Output Power P_N min / typ W	Gain min / typ dB	Harmonics 2nd / 3rd dBc	Line Power VA	Dimensions (H, D) 19"-System	Weight kg
TWAL 4050-40	40 ... 50 GHz	40 / 50	46 / 52 ±6	20 / 20	750	6 HU, 630 mm	38

EMI Preamplifiers

Anzahl Modellreihen: 10

Model	Frequency Range	Output Power P_N min dBm	Gain min / typ dB	Noise Figure dB	Dimensions (W, H, D) mm	Weight kg
BLNA 0110-01N	9 kHz ... 1000 MHz	+8	35 / 36 ±1	1.8	100 x 51 x 120	1.3
Model	Frequency Range	Output Power P_N min dBm	Gain min / typ dB	Noise Figure dB	Dimensions (W, H, D) mm	Weight kg
BLNA 0160-01N	10 ... 6000 MHz	0	30 / 32 ±1.5	3	100 x 51 x 120	1.3
Model	Frequency Range	Output Power P_N min dBm	Gain min / typ dB	Noise Figure dB	Dimensions (W, H, D) mm	Weight kg
BLNA 0320-01N	20 ... 2000 MHz	+8	40 / 41 ±1	3.8	100 x 51 x 120	1.3
Model	Frequency Range	Output Power P_N min dBm	Gain min / typ dB	Noise Figure dB	Dimensions (W, H, D) mm	Weight kg
BLNA 0360-01N	30 ... 6000 MHz	+5	37 / 39 ±2	2.5	100 x 51 x 120	13
BLNA 0360-02N	30 ... 6000 MHz 30 ... 200 MHz 200 ... 6000 MHz	 +10 +10	 27 / 30 ±1 27 / 30 ±1	4 1.3	100 x 51 x 120	13
Model	Frequency Range	Output Power P_N min dBm	Gain min / typ dB	Noise Figure dB	Dimensions (W, H, D) mm	Weight kg
BLNA 0130-01N	100 ... 3000 MHz	+10	32 / 35 ±3	1.2	100 x 51 x 120	13
Model	Frequency Range	Output Power P_N min dBm	Gain min / typ dB	Noise Figure dB	Dimensions (W, H, D) mm	Weight kg
BLMA 0118-BT	3 ... 18 GHz [1)]	+8	48 / 51 ±3	3	120 x 100 x 50	1.5
BLMA 0118-M	1 ... 18 GHz	+10	50 / 53 ±3	2.3	120 x 100 x 50	1.5
BLMA 0118-1A	1 ... 18 GHz	+10	30 / 32 ±2	2.6	120 x 100 x 50	1.5
BLMA 0118-1ABT	3 ... 18 GHz [1)]	+9	28 / 30 ±2	3.3	120 x 100 x 50	1.5
BLMA 0118-1BT	3 ... 18 GHz [1)]	+9	36 / 39 ±3	3.2	120 x 100 x 50	1.5
BLMA 0118-1M	1 ... 18 GHz	+10	38 / 41 ±3	2.5	120 x 100 x 50	1.5
BLMA 0118-2A	1 ... 18 GHz	+10	30 / 32 ±2	2.5	120 x 100 x 50	1.5
BLMA 0118-3A	1 ... 18 GHz	+10	30 / 32 ±2	3	120 x 100 x 50	1.5
BLMA 0118-4A	1 ... 18 GHz	+10	36 / 38 ±2	3	120 x 100 x 50	1.5
BLMA 0118-5A	1 ... 18 GHz	+10	48 / 50 ±2	3	120 x 100 x 50	1.5
BLMA 0118-3G	1 ... 18 GHz	+10	30 / 32 ±2	3.5	120 x 100 x 50	1.5
BLMA 0118-4G	1 ... 18 GHz	+8	40 / 42 ±2	3.5	120 x 100 x 50	1.5
BLMA 0118-5G	1 ... 18 GHz	+8	49 / 51 ±2	3.5	120 x 100 x 50	1.5
Model	Frequency Range	Output Power P_N min dBm	Gain min / typ dB	Noise Figure dB	Dimensions (W, H, D) mm	Weight kg
BLMA 0126-2M	1 ... 26.5 GHz	+10	30 / 32 ±2	4	133 x 80 x 52	1
Model	Frequency Range	Output Power P_N min dBm	Gain min / typ dB	Noise Figure dB	Dimensions (W, H, D) mm	Weight kg
BLMA 1826-1M	18 ... 26.5 GHz	+10	40 / 42 ±2	2.5	144 x 93 x 65	1
BLMA 1826-2M	18 ... 26.5 GHz	+10	30 / 32 ±2	2.5	144 x 93 x 65	1
BLMA 1826-3A	18 ... 26.5 GHz	+10	30 / 32 ±2	3	144 x 93 x 65	1
BLMA 1826-4A	18 ... 26.5 GHz	+10	40 / 42 ±2	3	144 x 93 x 65	1
BLMA 1826-4M	18 ... 26.5 GHz	+10	42 / 44 ±2	1.8	144 x 93 x 65	1
BLMA 1826-5A	18 ... 26.5 GHz	+10	50 / 52 ±2	3	144 x 93 x 65	1
Model	Frequency Range	Output Power P_N min dBm	Gain min / typ dB	Noise Figure dB	Dimensions (W, H, D) mm	Weight kg
BLMA 1840-1M	18 ... 40 GHz	+5	23 / 26 ±2.5	2.7	120 x 100 x 51	1
BLMA 1840-1A	18 ... 40 GHz	+5	23 / 26 ±2.5	3	120 x 100 x 51	1
BLMA 1840-2A	18 ... 40 GHz	+5	23 / 26 ±2.5	3.5	120 x 100 x 51	1
BLMA 1840-3A	18 ... 40 GHz	+5	23 / 26 ±2.5	5	120 x 100 x 51	1
BLMA 1840-3G	18 ... 40 GHz	+5	30 / 33 ±2.5	2.9	120 x 100 x 51	1
BLMA 1840-4A	18 ... 40 GHz	+5	32 / 35 ±2.5	2.8	120 x 100 x 51	1
Model	Frequency Range	Output Power P_N min dBm	Gain min / typ dB	Noise Figure dB	Dimensions (W, H, D) mm	Weight kg
BLMA 2640-1M	26.5 ... 40 GHz	+5	38 / 41 ±3	2.7	161 x 93 x 65	1
BLMA 2640-3F	26.5 ... 40 GHz	+8	30 / 33 ±3	3	161 x 93 x 65	1
BLMA 2640-3A	26.5 ... 40 GHz	+10	30 / 33 ±3	4	161 x 93 x 65	1
BLMA 2640-4A	26.5 ... 40 GHz	+10	40 / 43 ±3	4	161 x 93 x 65	1
BLMA 2640-5A	26.5 ... 40 GHz	+10	48 / 52 ±4	4	161 x 93 x 65	1
BLMA 2640-5F	26.5 ... 40 GHz	+8	47 / 50 ±3	3	161 x 93 x 65	1

BLPA / BPA

Anzahl Modellreihen: 9

Model	Frequency Range	Output Power P_P min / typ W	Gain typ dB	Harmonics 2nd / 3rd dBc	Line Power VA	Dimensions (H, D) 19"-System	Weight kg
BLPA 3050-50	300 ... 500 MHz	50 / 60	47 ±1.5	20 / 20	80	2 HU, 430 mm	25
BLPA 3050-100	300 ... 500 MHz	100 / 115	50 ±1.5	20 / 20	150	2 HU, 430 mm	25
BLPA 3050-250	300 ... 500 MHz	250 / 280	54 ±1.5	20 / 20	250	4 HU, 550 mm	30
BLPA 3050-500	300 ... 500 MHz	500 / 550	57 ±1.5	20 / 20	350	4 HU, 550 mm	40
BLPA 3050-1000	300 ... 500 MHz	1000 / 1100	60 ±1.5	20 / 20	500	4 HU, 550 mm	45
BLPA 3050-2000	300 ... 500 MHz	2000 / 2200	63 ±1.5	20 / 20	750	6 HU, 630 mm	55
BLPA 3050-4000	300 ... 500 MHz	4000 / 4400	66 ±1.5	20 / 20	1000	7 HU, 630 mm	75
BLPA 3050-7000	300 ... 500 MHz	7000 / 7500	68 ±1.5	20 / 20	2000	12 HU, 630 mm	115

Model	Frequency Range	Output Power P_P min / typ W	Gain typ dB	Harmonics 2nd / 3rd dBc	Line Power VA	Dimensions (H, D) 19"-System	Weight kg
BLPA 4010-1200	400 ... 1000 MHz	1200 / 1400	61 ±2	20 / 20	1000	5 HU, 630 mm	55
BLPA 4010-2000	400 ... 1000 MHz	2000 / 2200	63 ±2	25 / 25	2000	9 HU, 630 mm	90
BLPA 4010-4000	400 ... 1000 MHz	4000 / 4400	66 ±2	25 / 25	4000	24 HU, 800 mm	205

Model	Frequency Range	Output Power P_P min / Duty W / %	Gain typ dB	Harmonics 2nd / 3rd dBc	Line Power VA	Dimensions (H, D) 19"-System	Weight kg
BPA 0913-100	950 ... 1250 MHz	100 / 5	50 ±2.5	40 / 40	300	2 HU, 430 mm	15
BPA 0913-500	950 ... 1250 MHz	500 / 5	57 ±2.5	40 / 40	300	4 HU, 550 mm	25
BPA 0913-1000	950 ... 1250 MHz	1000 / 5	60 ±2.5	40 / 40	300	4 HU, 550 mm	30
BPA 0913-2500	950 ... 1250 MHz	2500 / 10	64 ±2	30 / 30	2100	4 HU, 630 mm	34
BPA 0913-4000	950 ... 1250 MHz	4000 / 5	66 ±2.5	40 / 40	1200	12 HU, 630 mm	120
BPA 0913-7500	950 ... 1250 MHz	7500 / 5	68 ±2.5	40 / 40	2500	24 HU, 800 mm	220

Model	Frequency Range	Output Power P_P min / Duty W / %	Gain typ dB	Harmonics 2nd / 3rd dBc	Line Power VA	Dimensions (H, D) 19"-System	Weight kg
BPA 1114-900	1.2 ... 1.5 GHz	900 / 10	62 ±2.5	30 / 30	500	3 HU, 630 mm	22

Model	Frequency Range	Output Power P_P min / Duty W / %	Gain typ dB	Harmonics 2nd / 3rd dBc	Line Power VA	Dimensions (H, D) 19"-System	Weight kg
BPA 1000-2000	995 ... 1003 MHz	2000 / 1	63 ±0.5	30 / 50	300	3 HU, 630 mm	25

Model	Frequency Range	Output Power P_P min / Duty W / %	Gain typ dB	Harmonics 2nd / 3rd dBc	Line Power VA	Dimensions (H, D) 19"-System	Weight kg
BPA 1214-500	1.2 ... 1.4 GHz	500 / 10	57 ±2.5	30 / 30	250	2 HU, 430 mm	14
BPA 1214-1000	1.2 ... 1.4 GHz	1000 / 10	60 ±2.5	30 / 30	500	3 HU, 630 mm	22
BPA 1214-1800	1.2 ... 1.4 GHz	1800 / 10	63 ±2.5	30 / 30	1000	4 HU, 630 mm	35
BPA 1214-3000	1.2 ... 1.4 GHz	3000 / 10	65 ±2.5	30 / 30	1500	6 HU, 630 mm	35
BPA 1214-5000	1.2 ... 1.4 GHz	5000 / 10	67 ±2.5	30 / 30	3000	8 HU, 630 mm	60

Model	Frequency Range	Output Power P_P min / Duty W / %	Gain typ dB	Harmonics 2nd / 3rd dBc	Line Power VA	Dimensions (H, D) 19"-System	Weight kg
BPA 1231-1000/500D	1.2 ... 3.1 GHz				1200	4 HU, 630 mm	33
	1.2 ... 1.4 GHz	1000 / 1	60 ±2.5	30 / 30			
	2.7 ... 3.1 GHz	500 / 1	57 ±2.5	30 / 30			

Model	Frequency Range	Output Power P_P min / Duty W / %	Gain typ dB	Harmonics 2nd / 3rd dBc	Line Power VA	Dimensions (H, D) 19"-System	Weight kg
BPA 2427-25	2.4 ... 2.7 GHz	25 / 10	44 ±2.5	40 / 40	125	2 HU, 430 mm	15
BPA 2427-50	2.4 ... 2.7 GHz	50 / 10	47 ±2.5	40 / 40	200	2 HU, 430 mm	15
BPA 2427-100	2.4 ... 2.7 GHz	100 / 10	50 ±2.5	40 / 40	350	2 HU, 430 mm	15
BPA 2427-500	2.4 ... 2.7 GHz	500 / 10	57 ±2.5	40 / 40	1000	4 HU, 550 mm	25
BPA 2427-1000	2.4 ... 2.7 GHz	1000 / 10	60 ±2.5	40 / 40	1700	4 HU, 550 mm	30

Model	Frequency Range	Output Power P_P min / Duty W / %	Gain typ dB	Harmonics 2nd / 3rd dBc	Line Power VA	Dimensions (H, D) 19"-System	Weight kg
BPA 2731-50	2.7 ... 3.1 GHz	50 / 10	47 ±2.5	30 / 30	150	2 HU, 430 mm	15
BPA 2731-100	2.7 ... 3.1 GHz	100 / 10	50 ±2.5	30 / 30	250	3 HU, 550 mm	15
BPA 2731-200	2.7 ... 3.1 GHz	200 / 10	53 ±2.5	30 / 30	250	3 HU, 550 mm	20
BPA 2731-300	2.7 ... 3.1 GHz	300 / 10	55 ±2.5	30 / 30	300	3 HU, 550 mm	21
BPA 2731-400	2.7 ... 3.1 GHz	400 / 10	56 ±2.5	30 / 30	350	3 HU, 550 mm	22
BPA 2731-500	2.7 ... 3.1 GHz	500 / 10	57 ±2.5	40 / 40	500	4 HU, 630 mm	28
BPA 2731-1000	2.7 ... 3.1 GHz	1000 / 10	60 ±2.5	40 / 40	1000	4 HU, 550 mm	30

TWAP

Anzahl Modellreihen: 15

Model	Frequency Range	Output Power P_P min / Duty W / %	Gain typ dB	Harmonics 2nd / 3rd dBc	Line Power VA	Dimensions (H, D) 19"-System	Weight kg
TWAP 0115-8000	1 ... 1.5 GHz	8000 / 4	75 ±5	20 / 20	2000	4 HU, 730 mm	38
TWAP 0115-10000	1 ... 1.5 GHz	10000 / 2	75 ±5	20 / 20	1500	4 HU, 730 mm	38
TWAP 0115-12000	1 ... 1.5 GHz	12000 / 1	75 ±5	20 / 20	1200	4 HU, 730 mm	38

Model	Frequency Range	Output Power P_P min / Duty W / %	Gain typ dB	Harmonics 2nd / 3rd dBc	Line Power VA	Dimensions (H, D) 19"-System	Weight kg
TWAP 0102-4000	1 ... 2 GHz	4000 / 4	71 ±5	6 / 10	2500	5 HU, 630 mm	60
TWAP 0102-7000	1 ... 2 GHz	7000 / 4	73.5 ±7.5	6 / 10	5000	18 HU, 800 mm	150

Model	Frequency Range	Output Power P_P min / Duty W / %	Gain typ dB	Harmonics 2nd / 3rd dBc	Line Power VA	Dimensions (H, D) 19"-System	Weight kg
TWAP 0103-2000	1 ... 2.5 GHz	2000 / 6	70.5 ±7.5	7 / 15	1200	4 HU, 730 mm	42
TWAP 0103-3500	1 ... 2.5 GHz	3500 / 6	72 ±7.5	7 / 15	2500	12 HU, 800 mm	125
TWAP 0103-6000	1 ... 2.5 GHz	6000 / 6	74 ±7.5	7 / 15	5000	24 HU, 800 mm	250

Model	Frequency Range	Output Power P_P min / Duty W / %	Gain typ dB	Harmonics 2nd / 3rd dBc	Line Power VA	Dimensions (H, D) 19"-System	Weight kg
TWAP 1113-20000	1.1 ... 1.3 GHz	20000 / 2	80 ±7.5	20 / 20	2750	12 HU, 800 mm	115

Model	Frequency Range	Output Power P_P min / Duty W / %	Gain typ dB	Harmonics 2nd / 3rd dBc	Line Power VA	Dimensions (H, D) 19"-System	Weight kg
TWAP 1115-2000	1.1 ... 1.5 GHz	2000 / 4	71 ±7.5	20 / 20	1000	4 HU, 830 mm	40
TWAP 1115-30000	1.1 ... 1.5 GHz	30000 / 1	83 ±7.5	17 / 20	4000	8 HU, 1200 mm	80

Model	Frequency Range	Output Power P_P min / Duty W / %	Gain typ dB	Harmonics 2nd / 3rd dBc	Line Power VA	Dimensions (H, D) 19"-System	Weight kg
TWAP 1502-6000	1.5 ... 2 GHz	6000 / 4	75 ±5	20 / 20	2000	4 HU, 730 mm	38
TWAP 1502-8000	1.5 ... 2 GHz	8000 / 2	75 ±5	20 / 20	1500	4 HU, 730 mm	38
TWAP 1502-10000	1.5 ... 2 GHz	10000 / 1	75 ±5	20 / 20	1200	4 HU, 830 mm	38

Model	Frequency Range	Output Power P_P min / Duty W / %	Gain typ dB	Harmonics 2nd / 3rd dBc	Line Power VA	Dimensions (H, D) 19"-System	Weight kg
TWAP 0203-7500	2.7 ... 3.3 GHz	7500 / 6	73 ±5	20 / 20	1000	4 HU, 730 mm	45

Model	Frequency Range	Output Power P_P min / Duty W / %	Gain typ dB	Harmonics 2nd / 3rd dBc	Line Power VA	Dimensions (H, D) 19"-System	Weight kg
TWAP 0204-2000	2 ... 4 GHz	2000 / 6	71 ±7.5	4 / 10	1200	4 HU, 730 mm	35
TWAP 0204-5000	2 ... 4 GHz	5000 / 6	75 ±7.5	3 / 8	2800	4 HU, 730 mm	39
TWAP 0204-9000	2 ... 4 GHz	9000 / 6	78 ±7.5	7 / 12	6000	12 HU, 800 mm	100

Model	Frequency Range	Output Power P_P min / Duty W / %	Gain typ dB	Harmonics 2nd / 3rd dBc	Line Power VA	Dimensions (H, D) 19"-System	Weight kg
TWAP 0208-1500	2 ... 8 GHz	1500 / 6	70 ±7.5	2 / 2	1100	4 HU, 630 mm	33
TWAP 0208-2000	2 ... 8 GHz	2000 / 6	71 ±7.5	2 / 10	1200	4 HU, 730 mm	35
TWAP 0208-3000	2 ... 8 GHz	3000 / 6	74 ±7.5	10 / 10	2400	12 HU, 800 mm	80
TWAP 0208-4000	2 ... 8 GHz	4000 / 6	74 ±7.5	0 / 0	1500	8 HU, 630 mm	50

Model	Frequency Range	Output Power P_P min / Duty W / %	Gain typ dB	Harmonics 2nd / 3rd dBc	Line Power VA	Dimensions (H, D) 19"-System	Weight kg
TWAP 0304-9000	2.9 ... 4 GHz	9000 / 4	77.5 ±7.5	6 / 15	2000	4 HU, 730 mm	35

Model	Frequency Range	Output Power P_P min / Duty W / %	Gain typ dB	Harmonics 2nd / 3rd dBc	Line Power VA	Dimensions (H, D) 19"-System	Weight kg
TWAP 0408-1800	4 ... 8 GHz	1800 / 6	70 ±7.5	7 / 12	1200	4 HU, 630 mm	35
TWAP 0408-4000	4 ... 8 GHz	4000 / 6	70 ±4	5 / 20	1600	6 HU, 630 mm	40
TWAP 0408-7500	4 ... 8 GHz	7500 / 6	73 ±4	5 / 20	3500	12 HU, 800 mm	100

Model	Frequency Range	Output Power P_P min / Duty W / %	Gain typ dB	Harmonics 2nd / 3rd dBc	Line Power VA	Dimensions (H, D) 19"-System	Weight kg
TWAP 0811-7000	8 ... 11 GHz	7000 / 5	83.5 ±7.5	8 / 15	2000	4 HU, 730 mm	38

Model	Frequency Range	Output Power P_P min / Duty W / %	Gain typ dB	Harmonics 2nd / 3rd dBc	Line Power VA	Dimensions (H, D) 19"-System	Weight kg
TWAP 0812-2500	8 ... 12.4 GHz	2500 / 6	72 ±7.5	10 / 15	1500	4 HU, 630 mm	35
TWAP 0812-5000	8 ... 12 GHz 8 ... 12 GHz 12 ... 12.4 GHz	 5000 / 6 4000 / 6	 72 ±5 71 ±5	 10 / 20 20 / 20	1600	4 HU, 630 mm	35
TWAP 0812-8000	8 ... 12.4 GHz	8000 / 6	77 ±7.5	15 / 20	4000	12 HU, 800 mm	100

Model	Frequency Range	Output Power P_P min / Duty W / %	Gain typ dB	Harmonics 2nd / 3rd dBc	Line Power VA	Dimensions (H, D) 19"-System	Weight kg
TWAP 0818-2000/1200	8 ... 18 GHz 8 ... 17 GHz 17 ... 18 GHz	 2000 / 6 1200 / 6	 70 ±7.5 70 ±7.5	 7 / 20 7 / 20	1300	4 HU, 630 mm	33
TWAP 0818-1800	8 ... 18 GHz	1800 / 6	68 ±5	7 / 20	1300	4 HU, 630 mm	33
TWAP 0818-2000	8 ... 18 GHz	2000 / 6	68 ±6	7 / 20	1300	4 HU, 630 mm	33
TWAP 0818-2500	8 ... 18 GHz	2500 / 6	72 ±7.5	7 / 15	2000	8 HU, 630 mm	50
TWAP 0818-3000	8 ... 18 GHz	3000 / 6	74 ±7.5	10 / 10	4000	8 HU, 630 mm	80

Model	Frequency Range	Output Power P_P min / Duty W / %	Gain typ dB	Harmonics 2nd / 3rd dBc	Line Power VA	Dimensions (H, D) 19"-System	Weight kg
TWAP 1218-3500	12.4 ... 18 GHz	3500 / 6	71 ±5	15 / 15	1500	4 HU, 630 mm	35
TWAP 1218-6000	12.4 ... 18 GHz	6000 / 6	73 ±5	20 / 20	3000	12 HU, 800 mm	100

BONN Elektronik GmbH

Ohmstraße 11
83607 Holzkirchen
Germany
Tel: +49 (0)8024 60883-0
Fax:+49 (0)8024 60883-10

info@bonn-elektronik.com
www.bonn-elektronik.com

2011 BONN Elektronik

BONN Elektronik

YOUR ULTIMATE RF POWER SOURCE

AlliCE
Allied Consulting Engineers

make ALLICE your partner

ALLICE Messtechnik GmbH
ALLICE SysTec GmbH

Kelsterbacher Strasse 15-19 60528 Frankfurt am Main
Tel.: +49(0)69-67724-583 Fax: +49(0)69-67724-582
info@allice.de

www.allice.de

© 2017 Allice Messtechnik GmbH & Allice SysTec GmbH- Alle Rechte vorbehalten.
© 2017 Allice Messtechnik GmbH & Allice SysTec GmbH- All rights reserved
Verwendete Warenzeichen und Schutzrechte sind Eigentum der jeweiligen Hersteller.
Logos and company names listed are trademarks or trade names of their respective owners.