

FREQUENCY COUNTER/TIMERS

Featuring the precision and intuitive operation you've come to expect from our oscilloscopes, Tektronix counter/timers are built with performance and convenience in mind. Featuring industry-leading resolution, built-in measurement and analysis modes.



	FCA3000	FCA3100	MCA3000
Frequency Range	400 MHz, 3 GHz, 20 GHz	400 MHz, 3 GHz, 20 GHz	27 GHz, 40 GHz
Resolution	<ul style="list-style-type: none"> • 100 ps (time) • 12 digits/s (freq) 	<ul style="list-style-type: none"> • 50 ps (time) • 12 digits/s (freq) 	<ul style="list-style-type: none"> • 100 ps (time) • 12 digits/s (freq)
Data Transfer	<ul style="list-style-type: none"> • 250 k Samples/sec (internal) • 5 k Samples/sec (block) 	<ul style="list-style-type: none"> • 250 k Samples/sec (internal) • 15 k Samples/sec (block) 	<ul style="list-style-type: none"> • 250 k Samples/sec (internal) • 5 k Samples/sec (block)
Measurements	13 Automated Measurements Frequency, Period, Ratio, Time Interval, Time Interval Error, Pulse Width, Rise/Fall Time, Phase Angle, Duty Cycle, Vmax, Vmin, Vp-p	14 Automated Measurements Frequency, Period, Ratio, Time Interval, Time Interval Error, Pulse Width, Rise/Fall Time, Phase Angle, Duty Cycle, Vmax, Vmin, Vp-p, Totalize	13 Automated Measurements Frequency, Period, Ratio, Time Interval, Time Interval Error, Pulse Width, Rise/Fall Time, Phase Angle, Duty Cycle, Vmax, Vmin, Vp-p + An Integrated Power Meter
Analysis Modes	TrendPlot™, Measurement Statistics, Allan Deviation, Histogram	TrendPlot™, Measurement Statistics, Allan Deviation, Histogram	TrendPlot™, Measurement Statistics, Allan Deviation, Histogram
Connectivity	Rear panel: USB device port, GPIB PC communications software: NI LabVIEW SignalExpress™ Tektronix Edition (LE Version)	Rear panel: USB device port, GPIB PC communications software: NI LabVIEW SignalExpress™ Tektronix Edition (LE Version)	Rear panel: USB device port, GPIB PC communications software: NI LabVIEW SignalExpress™ Tektronix Edition (LE Version)

CHOOSING YOUR COUNTER/TIMER

To help you choose the right counter/timer for your needs, the most common selection criteria are listed below, along with helpful tips for determining your requirements.

1 Frequency Resolution

The frequency resolution is the smallest change the counter/timer can detect in closely spaced frequencies. The resolution is influenced by the time setting on the instrument, i.e., longer time settings (averaged) will display more digits. In general this feature is expressed as the number of digits per second shown on the instrument's display (e.g., 12 digits/s). More digits indicate a higher frequency resolution.

2 Time Resolution

For timing measurements this feature represents the smallest "time" change that the instrument can detect. Time resolution is sometimes described as "single shot" resolution and is generally measured in picoseconds, e.g., 50 ps. The lower the number, the better the time resolution feature.

3 Time Base Stability

The internal time base establishes the reference against which input signals are measured. The better the time base, the more accurate your measurements can be. Most counters employ a quartz crystal as the internal time base element, which comes in 3 basic types; Room Temperature (RTXO), Temperature Compensated (TCXO) and Oven Control (OCXO). TCXO and OCXO devices are more stable and when used as the internal time base, the instrument will consistently yield accurate and reliable results.

4 Analysis Capability

When choosing your counter/timer, you should review available analysis modes, such as trend plotting, measurement statistics, histograms and modulation domain analysis to ensure your needs are met.

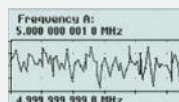


DATA SHEET

360° VIEW

PRODUCT HIGHLIGHTS

- 12 digit/sec frequency resolution
- 50 ps (FCA3100) or 100 ps (FCA3000) single-shot time resolution
- 0.001° phase resolution
- 250 k readings/sec data transfer rate to internal memory
- 13 automated frequency, time, phase and voltage measurements



See how your device is changing over time with built-in analysis modes – TrendPlot™, histograms and statistics.



Easily connect to a PC with the USB and GPIB ports.

FCA3100/3000 Series

Looking to capture small frequency and time changes? Look no further than this Timer/Counter/Analyzer. Capture small changes in your signal with industry-leading frequency and time resolution. Quickly and accurately analyze signals with 13 automated measurements and comprehensive built-in analysis modes, including measurement statistics, histograms and trending. Get unparalleled ease of use with intuitive operation and USB connectivity. It's everything you need in a Timer/Counter/Analyzer. And more.

MODELS	MAX. FREQUENCY	CHANNELS	TIME RESOLUTION	FREQUENCY RESOLUTION
FCA3000	400 MHz	2	100 ps	12 digit/s
FCA3003	3 GHz	2 – 400 MHz 1 – 3 GHz	100 ps	12 digit/s
FCA3020	20 GHz	2 – 400 MHz 1 – 20 GHz	100 ps	12 digit/s
FCA3100	400 MHz	2	50 ps	12 digit/s
FCA3103	3 GHz	2 – 400 MHz 1 – 3 GHz	50 ps	12 digit/s
FCA3120	20 GHz	2 – 400 MHz 1 – 20 GHz	50 ps	12 digit/s

RECOMMENDED ACCESSORIES

174-4401-xx	USB Host to Device Cable, 3 Feet
012-0991-xx	GPIB Cable, Double Shielded
012-1256-xx	BNC Male to BNC Male, 9 Feet
ACD4000	Soft Carrying Case
HCTEK-4321	Hard Carrying Case
RMU2U	Rackmount Shelf Kit for 2 Units
TVA3000	TimeView™ Modulation Domain Analysis Software

INSTRUMENT OPTIONS

MS	Medium Stability OCXO Timebase, 2 X 10 ⁻⁷
HS	High Stability OCXO Timebase, 5 X 10 ⁻⁸
RP	Rear-panel Connectors

RECOMMENDED SERVICE


SILV200	5-year Extended Warranty (FCA3000, FCA3003, FCA3100, FCA3103)
SILV400	5-year Extended Warranty (FCA3020, FCA3120)

SHIPS WITH PRODUCT

- Trial Version of TimeView™ Software and NI LabVIEW SignalExpress™ TE (LE version) Software
- Calibration Certificate
- User Manual on CD
- Programmers Guide & Technical Specifications
- Power Cord
- 3-year Warranty

LEARN MORE

with the “Time and Frequency Measurements for Oscillator Manufacturers” Application Note.





MCA3000 Series

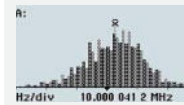
Feature-rich. Fully loaded. No matter how you say it, this microwave timer/counter is packed with functionality. Measure up to 40 GHz signals. And, get two extra 300 MHz timer/counter ports for added versatility. Quickly and accurately analyze signals with 13 automated measurements and comprehensive analysis modes, including statistics, histograms and trending. Get unparalleled ease of use with intuitive operation and USB connectivity. Finally, fully loaded comes standard.

DATA SHEET

360° VIEW

PRODUCT HIGHLIGHTS

- 12 digit/sec frequency resolution
- 100 ps single-shot time resolution
- 250 k readings/sec data transfer rate to internal memory
- 13 automated frequency, time, phase and voltage measurements
- Integrated power meter



See how your device is changing over time with built-in analysis modes – TrendPlot™, histograms and statistics.



Easily connect to a PC with the USB and GPIB ports.

MODELS	MAX. FREQUENCY	CHANNELS	TIME RESOLUTION	FREQUENCY RESOLUTION
MCA3027	27 GHz	2 – 300 MHz 1 – 27 GHz	100 ps	12 digit/s
MCA3040	40 GHz	2 – 300 MHz 1 – 40 GHz	100 ps	12 digit/s

RECOMMENDED ACCESSORIES

174-4401-xx	USB Host to Device Cable, 3 Feet
012-0991-xx	GPIB Cable, Double Shielded
012-1256-xx	BNC Male to BNC Male, 9 Feet
AC4000	Soft Carrying Case
HCTEK-4321	Hard Carrying Case
RMU2U	Rackmount Shelf Kit for 2 Units
TVA3000	TimeView™ Modulation Domain Analysis Software

INSTRUMENT OPTIONS

HS	High Stability OCXO Timebase, 5 X 10 ⁻⁸
US	Ultra High Stability OCXO Timebase, 1.5 X 10 ⁻⁸

RECOMMENDED SERVICE


SILV600	5-year Extended Warranty
---------	--------------------------

SHIPS WITH PRODUCT

- Trial Version of TimeView™ Software and NI LabVIEW SignalExpress™ TE (LE version) Software
- Calibration Certificate
- User Manual on CD
- Programmers Guide & Technical Specifications
- Power Cord
- 3-year Warranty

LEARN MORE

with the “Measurement Statistics, Histograms and TrendPlot™ Analysis Modes” Application Note.



ALLICE

Allied Consulting Engineers

make ALLICE your partner

ALLICE MESSTECHNIK GMBH

ALLICE SysTEC GMBH

KELSTERBACHER STRASSE 15-19 60528 FRANKFURT AM MAIN

TEL.: +49(0)69-67724-583 FAX: +49(0)69-67724-582

INFO@ALLICE.DE

www.allice.de

© 2017 ALLICE MESSTECHNIK GMBH & ALLICE SysTEC GMBH- ALLE RECHTE VORBEHALTEN.

© 2017 ALLICE MESSTECHNIK GMBH & ALLICE SysTEC GMBH- ALL RIGHTS RESERVED

VERWENDETE WARENZEICHEN UND SCHUTZRECHTE SIND EIGENTUM DER JEWEILIGEN HERSTELLER.

LOGOS AND COMPANY NAMES LISTED ARE TRADEMARKS OR TRADE NAMES OF THEIR RESPECTIVE OWNERS.