

# SOURCEMETER® SMU INSTRUMENTS

Keithley Instruments' SourceMeter® SMU instruments source current or voltage and simultaneously measure current, voltage and resistance with high speed and accuracy. SourceMeter® SMU instruments offer a smart alternative to separate power supplies and DMMs, saving money and limited test bench space.



|                                   | SERIES 2400 GRAPHICAL BENCH SOURCEMETER SMU INSTRUMENTS   | SERIES 2400 BENCH SOURCEMETER® SMU INSTRUMENTS  | SERIES 2600B SYSTEM SOURCEMETER® SMU INSTRUMENTS  | 2650A HIGH POWER SYSTEM SOURCEMETER® SMU INSTRUMENTS  | 2450/2460-EC GRAPHICAL POTENTIOMETER  |
|-----------------------------------|---|---|---|---|---|
| <b>Channels</b>                   | 1 (optional expansion to 32 via TSP-Link®)  | 1   | 1-2 (optional expansion to 64 via TSP-Link®)  | 1 (optional expansion to 32 via TSP-Link®)  | 1   |
| <b>Accuracy</b>                   | 6½-digit measurements   | 6½-digit measurements   | 6½-digit measurements   | 6½-digit measurements   | 6 ½-digit measurements  |
| <b>Max. Readings / Second</b>     | Up to 1,000,000   | 2,000   | 150   | 38,500 1μSec/pt., 18-bit digitizer  | 3000  |
| <b>Interface</b>                  | GPIB, USB 2.0, LXI/Ethernet, Digital I/O  | GPIB, RS-232, Digital I/O   | GPIB, LAN (LXI), USB, RS-232, Digital I/O   | GPIB, LAN (LXI), RS-232, Digital I/O  | GPIB, USB 2.0, LXI/Ethernet, Digital I/O  |
| <b>Application Features</b>       | Capabilities of analyzers, curve tracers, and I-V systems at a fraction of their cost; touchscreen and icon menu; built-in graphing | Convenient DMM-like user interface; 2/4/6 wire resistance with force I or V source modes, V-Force from 1ΩV to 1.1KV, 10pA to 5A cont., 10A pulsed, 2W to 110W | True multi-channel parallel test via TSP-Link. Up to 0.1 fA resolution.   | 2 pairs of A/D converters for simultaneous V and I measurement; up to 2000W pulsed power                                      | Perform Cyclic, Squarewave, or Galvanic Voltammetry, Chronoamperometry, and Chronopotentiometry                               |
| <b>Test Sequencing/ Scripting</b> | TSP® (Test Script Processing) technology embeds complete test programs inside the instrument for unmatched system-level speed       | Built-In ramp generator and list sweep modes, 100 point global machine state sequencer for fast test setup and execution                                      | TSP® (Test Script Processing) technology embeds complete test programs inside the instrument for unmatched system-level speed | TSP® (Test Script Processing) technology embeds complete test programs inside the instrument for unmatched system-level speed | TSP® (Test Script Processing) technology embeds complete test programs inside the instrument for unmatched system-level speed |
| <b>Software</b>                   | Test Script Builder and KickStart Instrument Control Software, LabVIEW and IVI drivers  | LabVIEW and IVI drivers   | Built-in, web browser-based characterization software, LabVIEW and IVI drivers  | Built-in, web browser-based characterization software, LabVIEW and IVI drivers  | Test Script Builder, Pre-loaded application scripts, LabVIEW and IVI drivers  |

## CHOOSING YOUR SOURCE MEASURE (SMU) INSTRUMENT

A SMU instrument integrates precision power supply and digital multimeter (DMM) capabilities in one instrument while covering a wide dynamic range. SMUs source and measure simultaneously, making them ideal for characterizing and testing semiconductors and other non-linear devices and materials.

### 1 System-Level Speed or Throughput

The true measure of speed is how quickly a final measurement or set of measurements (such as a suite of current vs. voltage parameters) is returned to the PC controller. This involves not only the number of readings/second, but also range and function change times.

### 2 Sourcing Resolution and Output Stability

An SMU's usable maximum resolution depends on its overall accuracy and the resolution of its analog-to-digital converter (ADC). In general, the higher the resolution is, the higher the bit count on the ADC and the higher the accuracy will be.

### 3 Measurement Settling Time, Offset Error, and Noise

When choosing between instruments, compare the time it takes a SMU to settle the specified offset error. This can be seen in the "bumpiness" of the resulting data curve, which indicates measurement noise; the smoother the data curve the less measurement noise. SMUs having a fast, flat, and noise-free settling time achieve more consistent results during a series of measurements taken over time.

### 4 Cabling

Triaxial cables offer significant advantages over coaxial cables when making low current measurements. Triaxial cables have an extra shield that ensures lower leakage, better response, and greater noise immunity.



PRODUCT HIGHLIGHTS

- Highly flexible, source and sink (four-quadrant) operation simultaneously measures voltage, current, and resistance in a single, integrated I-V instrument
- Advanced, five-inch touchscreen user interface with multi-point, pan-pinch-zoom-swipe operation minimizes the learning curve and improves productivity
- Graphical interface provides I-V curve tracing functionality for much less than the cost of traditional curve tracers
- Lower current and voltage measurements ranges (100nA, 10nA, 20mV) reduce need for additional expensive low level instruments (Model 2450)
- High current and high power ranges (7A, 100W DC, Model 2460; 10A, 1000W Pulse, Model 2461) for characterizing and testing high power materials and devices
- Front panel banana jack inputs and rear panel connections (triaxial connectors on 2450, mass terminated screw terminal on 2460/2461) optimize signal integrity and convenience and save money on adapter accessories
- Kickstart, a PC-based instrument control software, enables instrument control without programming hassles
- Four programming modes provide unmatched programming flexibility and system integration

## Model 2450/2460/2461 Graphical Touchscreen SourceMeter® SMU Instruments

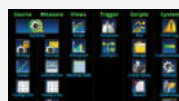
Touch, Test, Invent® with the intuitively smart, interactive SMU Instruments. Model 2450, 2460, and 2461 SMU Instruments are innovative, compact I-V solutions that offer the capabilities of I-V systems, curve tracers, and semiconductor analyzers at a fraction of their cost. With the intuitive touchscreen and icon-based control that novice SMU users can appreciate and the exceptional versatility that experienced users need, these graphical user interface instruments enable users to learn faster, work smarter, and invent easier. Their user experience, performance, and application versatility, combined with proven Keithley precision and accuracy, will make the 2450, 2460, and 2461 the favorite go-to instruments in the lab for years to come.

### A Smart Toolkit Beyond the Touchscreen

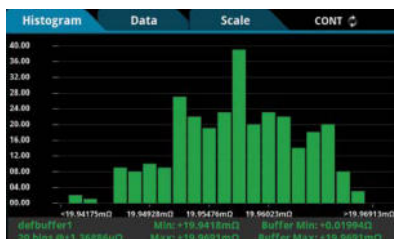
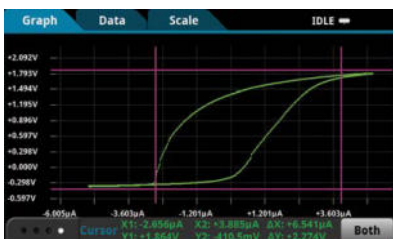
Speed, ease of use, and learnability don't stop with the advanced touchscreen. Each instrument's front panel features a context-sensitive HELP system, rotary navigation/control knob, front/rear input selector button, and banana jacks for basic bench applications. A USB 2.0 memory I/O port makes it easy to store data, save instrumentation configurations, load test scripts, and upgrade the system.



Home page advanced source and measure display enables faster speed to answer.



Icon-based, flat menu system can reduce configuration steps by 50% and eliminates cumbersome, multi-layer menu structures.



Built-in functions like real-time graphing, histogram charting, and scope-like cursors simplify converting test results into useful information.

### TYPICAL APPLICATIONS

The Series 2400 Graphical SMU instruments are ideal for I-V functional test and characterization of a wide range of today's modern devices, including:


- Low and High Power Semiconductors
- LEDs, High Brightness LEDs
- Solar Cells, Solar Panels
- Nanomaterials and Devices
- Graphene
- Printed/Flexible Electronics
- Batteries/Electrochemistry
- Sensors
- Biotechnology



DATA SHEET

PRODUCT HIGHLIGHTS

- 4-quadrant design simultaneously sources and measures voltage, current, and resistance
- Advanced, five-inch touchscreen user interface with multi-point, pan-pinch-zoom-swipe operation
- Graphical interface provides I-V curve tracing functionality
- Lower current and voltage measurements ranges (100nA, 10nA, 20mV) on Model 2450
- High current and high power ranges (7A, 100W DC, Model 2460; 10A, 1000W Pulse, Model 2461)
- Front panel banana jack inputs and rear panel connections (triaxial connectors on 2450, mass terminated screw terminal on 2460/2416)
- GPIB, LAN (LXI), USB interfaces



With significantly lower wideband noise than its closest competitor, the 2450 is the perfect solution for I-V testing of next-generation devices.

## Model 2450/2460/2461 Graphical SourceMeter® SMU Instruments

### Trusted Precision, Accuracy, and Performance

The 2450, 2460 and 2461 are based on the trusted analog performance of Keithley’s Series 2400 SourceMeter SMU Instruments and offer a highly flexible, four-quadrant voltage and current source/load coupled with precision voltage and current meters. These fourth-generation members of Keithley’s award-winning SMU family provide the superior precision, resolution, accuracy, and dependability that users have come to expect from Keithley SMU instruments.

| MODEL   | CURRENT MAX / MIN      | VOLTAGE MAX / MIN      | POWER |
|---|------------------------|------------------------|-------|
| 2450  | 1.000000A / 10.00000nA | 200.0000V / 20.00000mV | 20W   |
| 2450-NFP (with No Front Panel)                |                        |                        |       |
| 2450-RACK (without Handle)                    |                        |                        |       |
| 2450-NFP-RACK (with No Front Panel or Handle) | 7.000000A / 1.000000μA | 100.0000V / 200.0000mV | 100W  |
| 2460  |                        |                        |       |
| 2460-NFP (with No Front Panel)                |                        |                        |       |
| 2460-RACK (without Handle)                    | 10.00000A / 1.000000μA | 100.0000V / 200.0000mV | 1000W |
| 2460-NFP-RACK (with No Front Panel or Handle) |                        |                        |       |
| 2461  |                        |                        |       |
| 2461-NFP (with No Front Panel)                | 10.00000A / 1.000000μA | 100.0000V / 200.0000mV | 1000W |
| 2461-RACK (without Handle)                    |                        |                        |       |
| 2461-NFP-RACK (with No Front Panel or Handle) |                        |                        |       |

### RECOMMENDED ACCESSORIES

|           |   |
|-----------|---|
| 5805      | Kelvin (4-Wire) Spring-Loaded Probes      |
| 5808      | Low Cost Single-pin Kelvin Probe Set      |
| 8607      | 2-Wire, 1000V Banana Cables, 1m (3.3 ft.) |
| CS-1616-3 | Safety Interlock Mating Connector         |

### RECOMMENDED SERVICE

|                 |   |
|-----------------|---|
| 24XX-3Y-EW      | 1-year factory warranty extended to 3 years from date of shipment |
| 24XX-5Y-EW      | 1-year factory warranty extended to 5 years from date of shipment |
| C/24XX-3Y-17025 | KeithleyCare® 3-year ISO 17025 Calibration Plan                   |
| C/24XX-3Y-DATA  | KeithleyCare® 3-year Calibration w/Data Plan                      |
| C/24XX-3Y-STD   | KeithleyCare® 3-year Std. Calibration Plan                        |
| C/24XX-5Y-17025 | KeithleyCare® 5-year ISO 17025 Calibration Plan                   |
| C/24XX-5Y-DATA  | KeithleyCare® 5-year Calibration w/Data Plan                      |
| C/24XX-5Y-STD   | KeithleyCare® 5-year Std. Calibration Plan                        |

### SHIPS WITH PRODUCT

- 8608 High Performance Test Leads
- 2460-KIT Rear Panel Mating Mass Terminated Screw Connector (Model 2460/2461 ONLY)
- USB-B-1 USB Cable, Type A to Type B, 1m (3.3 ft)
- CS-1616-3 Safety Interlock Mating Connector
- 174694600 TSP-Link®/Ethernet Cable (1.5 m)
- User Documentation
- QuickStart Guide
- Test Script Builder Software (available at [www.tek.com](http://www.tek.com))
- KickStart Instrument Control Software (available at [www.tek.com](http://www.tek.com))
- LabVIEW® and IVI Drivers (available at [www.tek.com](http://www.tek.com))

### LEARN MORE

Application Note - “There’s an Unsung Hero on Your Workbench: The SourceMeter® Source Measure Unit (SMU) Instrument.”

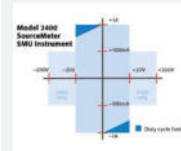


DATA SHEET



PRODUCT HIGHLIGHTS

- Wide I-V range from 1100V to 100nV and 3.15A to 10pA
- 4-quadrant design simultaneously measures voltage, current, and resistance
- Remote sense on V-source and measure plus guarded ohms mode
- Built-In test sequencer
- IVI and LabVIEW drivers available (tek.com)
- Standard GPIB and RS-232 interfaces; Banana (front /rear) Connectors



Model 2400 four-quadrant operation characteristics, a feature of all SourceMeter SMU instruments.

Series 2400 SourceMeter® SMU Instruments

Series 2400 SourceMeter® SMU instruments are single-channel models with I-V capability from 1100V to 100nV and 10.5A pulse to 1pA. They offer a smart alternative to separate power supplies and digital multimeters (DMMs) and provide a convenient DMM-like user interface.

| MODEL       | CURRENT MAX / MIN | VOLTAGE MAX / MIN   | POWER |
|-------------|-------------------|---------------------|-------|
| 2400 / 2401 | 1.05A /10pA       | 200V/1μV (20V 2401) | 20W   |
| 2410        | 1.05A /10pA       | 1100V/1μV           | 20W   |
| 2440        | 5.25A /100pA      | 40V/1μV             | 50W   |
| 2420        | 3.15A /100pA      | Up to 60V/1μV       | 60W   |

RECOMMENDED ACCESSORIES

|             |  |
|-------------|--|
| 5804        | Kelvin (4-Wire) Universal 10-Piece Test Lead Kit |
| 5805        | Kelvin (4-Wire) Spring-Loaded Probes             |
| 5809        | Low Cost Kelvin Clip Lead Set                    |
| 8607        | 2-Wire, 1000V Banana Cables, 1m (3.3 ft)         |
| CA-18-1     | Shielded Dual Banana Cable, 1.2m (4 ft)          |
| 7007-1      | Shielded GPIB Cable, 1m (3.3 ft)                 |
| 7007-2      | Shielded GPIB Cable, 2m (6.6 ft)                 |
| KPCI-488LPA | IEEE-488 Interface/ Controller for the PCI Bus   |
| KUSB-488B   | IEEE-488 USB-to-GPIB Interface Adapter           |
| 8501-1      | Trigger Link Cable, DIN-to-DIN, 1m (3.3 ft)      |
| 8501-2      | Trigger Link Cable, DIN-to-DIN, 2m (6.6 ft)      |

RECOMMENDED SERVICE

|                 |   |
|-----------------|---|
| C/2400-3Y-17025 | (ISO-17025 accredited) calibrations within 3 years of purchase for Models 2400* |
| C/2401-3Y-17025 | (ISO-17025 accredited) calibrations within 3 years of purchase for Model 2401*  |
| C/2410-3Y-17025 | (ISO-17025 accredited) calibrations within 3 years of purchase for Models 2410* |
| C/2420-3Y-17025 | (ISO-17025 accredited) calibrations within 3 years of purchase for Models 2420* |

\*Not available in all countries.

SHIPS WITH PRODUCT

- Model 8605 Test Leads
- LabVIEW Software Driver (downloadable at www.tek.com)
- Calibration Certificate (Basic)
- User Documentation
- Power Cord
- Warranty

LEARN MORE with the White Paper - "Choosing the Optimal Source Measurement Unit Instrument for Your Test and Measurement Application."





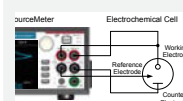
## 2450-EC, 2460-EC, and 2461-EC Graphical Potentiostats

The 2450-EC, 2460-EC, and 2461-EC Potentiostats are versatile instruments, particularly well-suited for research and development in fundamental electrochemical lab research, characterizing the next generation of materials and electrolytes, new energy storage devices, and faster, smaller sensors. Each potentiostat comes preloaded with application tests to perform Cyclic Voltammetry, Chronoamperometry, and Chronopotentiometry.

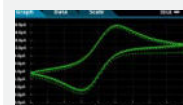
- DATA SHEET 2450-EC
- DATA SHEET 2460-EC
- DATA SHEET 2461-EC

### PRODUCT HIGHLIGHTS

- Perform Cyclic, Squarewave, or Galvanic Voltammetry, Chronoamperometry, and Chronopotentiometry
- Simplified user interface for faster test setup and analysis of results
- Real-time plotting of voltammograms on the front panel
- Analytical graph cursors for immediate analysis of results without the need for a PC
- Create libraries of reusable, customizable experimental software with built-in open source scripting
- Screen capture function allows copying test results from the display to reports



The 2450-EC can be easily connected to a 3-electrode cell.



Built-in real-time graphing, charting, and scope-like cursors simplifies converting test results into useful information.

| MODEL   | CURRENT MAX / MIN | VOLTAGE MAX / MIN | CV SCAN RATE        | APPLICATIONS   |
|---------|-------------------|-------------------|---------------------|--|
| 2450-EC | 1A/10nA           | 200V/20mV         | 0.1mV/s to 3500mV/s | Cyclic Voltammetry, Open Circuit Potential, Potential Pulse and Square Wave, Current Pulse and Square Wave, Chronoamperometry, Chronopotentiometry |
| 2460-EC | 7A/1µA            | 100V/200mV        | 0.1mV/s to 3500mV/s |  |
| 2461-EC | 10A/1µA           | 100V/200mV        | 0.1mV/s to 3500mV/s |  |

### RECOMMENDED ACCESSORIES

|      |   |
|------|---|
| 5805 | Kelvin (4-Wire) Spring-Loaded Probes      |
| 5808 | Low Cost Single-pin Kelvin Probe Set      |
| 8607 | 2-Wire, 1000V Banana Cables, 1m (3.3 ft.) |

### RECOMMENDED SERVICE

|                 |   |
|-----------------|---|
| 24XX-EC-3Y-EW   | 1 Year Factory Warranty extended to 3 years from date of shipment |
| 24XX-EC-5Y-EW   | 1 Year Factory Warranty extended to 5 years from date of shipment |
| C/24XX-3Y-17025 | KeithleyCare® 3 Year ISO 17025 Calibration Plan                   |
| C/24XX-3Y-DATA  | KeithleyCare 3 Year Calibration w/Data Plan                       |
| C/24XX-3Y-STD   | KeithleyCare 3 Year Std. Calibration Plan                         |
| C/24XX-5Y-17025 | KeithleyCare 5 Year ISO 17025 Calibration Plan                    |
| C/24XX-5Y-DATA  | KeithleyCare 5 Year Calibration w/Data Plan                       |
| C/24XX-5Y-STD   | KeithleyCare 5 Year Std. Calibration Plan                         |
| C/New Data      | Calibration Data for New Units                                    |
| C/New Data ISO  | ISO-17025 Calibration Data for New Units                          |

### SHIPS WITH PRODUCT

- Electrochemistry Translation Cable Accessory Kit
- 8608 High Performance Test Leads
- USB-B-1 USB Cable, Type A to Type B, 1m (3.3 ft)
- CS-1616-3 Safety Interlock Mating Connector
- 174694600 TSP-Link/Ethernet Cable (1.5m)
- User Documentation
- Application Test Scripts and Documentation
- Test Script Builder Software (available at [www.tek.com](http://www.tek.com))
- LabVIEW and IVI Drivers (available at [www.tek.com](http://www.tek.com))

LEARN MORE about performing cyclic voltammetry measurements with the "Performing Cyclic Voltammetry Measurements Using 2450-EC or 2460-EC Electrochemistry Lab Systems" Application Note.





DATA SHEET

PRODUCT HIGHLIGHTS

- 4-quadrant design simultaneously sources and measures voltage, current, and resistance
- TSP® (embedded Test Script Processor) architecture enables industry-best system-level speed
- TSP-Link® for true SMU-per-pin and parallel test
- Download Ivy mobile app for quick and easy device characterization. Available for iPhone, iPad and for Android devices.
- GPIB, LAN (LXI), USB and RS-232



Use Ivy to quickly visualize, interact with, and share test results.



TSP technology executes complete test programs from the 2600B's non-volatile memory.

## Series 2600B System SourceMeter® SMU Instruments

Series 2600B SourceMeter® SMU instruments are the industry's most powerful, fastest, and highest resolution SMU instruments. Now they're easier than ever to use with USB 2.0 connectivity, Model 2400 software emulation, and Java-based plug & play test software. Series 2600B models offer the industry's widest dynamic range: 10A pulse to 0.1fA and 200V to 100nV.

| MODEL | CURRENT MAX / MIN         | VOLTAGE MAX / MIN | MAX READINGS / SEC | NO. OF CHANNELS |
|-------|---------------------------|-------------------|--------------------|-----------------|
| 2601B | 3A DC, 10A pulse/100 fA   | 40V/100nV         | 20,000             | 1               |
| 2602B | 3A DC, 10A pulse/100 fA   |                   | 20,000             | 2               |
| 2604B | 3A DC, 10A pulse/100 fA   |                   | 20,000             | 2               |
| 2611B | 1.5A DC, 10A pulse/100 fA | 200V/100nV        | 20,000             | 1               |
| 2612B | 1.5A DC, 10A pulse/100 fA |                   | 20,000             | 2               |
| 2614B | 1.5A DC, 10A pulse/100 fA |                   | 20,000             | 2               |
| 2634B | 1.5A DC, 10A pulse/1fA    |                   | 20,000             | 2               |
| 2635B | 1.5A DC, 10A pulse/0.1 fA |                   | 20,000             | 1               |
| 2636B | 1.5A DC, 10A pulse/0.1 fA |                   | 20,000             | 2               |

RECOMMENDED ACCESSORIES

|          |                           |
|----------|---------------------------|
| 2600-BAN | Banana Test Leads Adapter |
| 8606     | Probe Kit for 2600-BAN    |

RECOMMENDED SERVICE

|                 |  |
|-----------------|--|
| 26XXB-3Y-EW_    | 3-Year KeithleyCare Gold Plan                      |
| 26XXB-5Y-EW_    | 5-Year KeithleyCare Gold Plan                      |
| C/26xxB-3Y-XXXX | Calibration Service 3 Years (17025 or DATA or STD) |
| C/26xxB-5Y-XXXX | Calibration Service 5 Years (17025 or DATA or STD) |

SHIPS WITH PRODUCT

- Operators and Programming Manuals
- 2600-ALG-2: Low Noise Triax Cable with Alligator Clips, 2m (6.6 ft.) (two supplied with 2634B and 2636B, one with 2635B)
- 2600-Kit: Mating Screw Terminal Connectors with strain relief and covers (2601B/2602B/2604B/2611B/2612B/2614B)
- 174694600 TSP-Link®/Ethernet Cable (1.5 m) (two per unit)
- TSP Express Software Tool (embedded)
- Test Script Builder Software (download at [www.tek.com](http://www.tek.com))
- LabVIEW Driver (downloadable at [www.tek.com](http://www.tek.com))
- ACS Basic Edition Software (optional)
- Download Ivy mobile app for quick and easy device characterization. Download available for iPhone, iPad and for Android devices from the App Store and from Google Play Store.

LEARN MORE with the "Simplifying DC-DC Converter Characterization with a Series 2600B System SourceMeter SMU Instrument and an MSO/DPO5000 or DPO7000 Series Scope" Application Note.



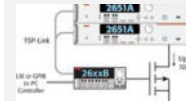


## 2650A High Power System SourceMeter® SMU Instruments

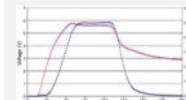
The high current Model 2651A and high voltage Model 2657A High Power System SourceMeter SMU instruments address such applications as testing power semiconductor devices, including diodes, FETs, and IGBTs, as well as characterizing newer materials such as gallium nitride, silicon carbide, and other compound semiconductor materials or devices.

### PRODUCT HIGHLIGHTS

- Source and measure up to 3kV or 50A pulse, with best-in-class low current resolution
- Up to 2000W pulse or 200W DC power per instrument
- Optimized for characterizing and testing high power semiconductors, electronics, and materials



TSP and TSP-Link technology enables SMU-per-pin parallel testing without the channel limits of a mainframe-based system.



The dual digitizing A/D converters sample at up to 1µs/point, enabling full simultaneous characterization of both current and voltage waveforms.

| MODEL | POWER CHARACTERISTICS  | 4 QUADRANT SOURCE OR SINK CAPABILITIES | RESOLUTION           | APPLICATIONS   |
|-------|--|--|----------------------|--|
| 2651A | Up to 50A (or 100A with 2 units) and up to 2000W pulse / 200W DC power | Up to ±40V and ±50A                    | 100fA/1µV resolution | High Current, High Power Device Testing              |
| 2657A | Up to 3,000V and up to 180W of power                                   | Up to 3000V @ 20mA or 1500V @ 120mA    | 1fA/100µV resolution | High Voltage, High Power, Low Current Device Testing |

### RECOMMENDED ACCESSORIES

|              |   |
|--------------|---|
| 2600-KIT     | Low Impedance Cable Assemble, 1m (3.3 ft)                       |
| ACS-BASIC    | Component Characterization Software                             |
| 4299-6       | Rack Mount Kit  |
| 8011         | Test Socket Kit   |
| 8010         | High Power Device Test Fixture (Model 2657A)                    |
| 8020         | High Power Interface Panel                                      |
| 2657A-LIM-3  | Low Interconnect Module (Model 2657A)                           |
| 2657A-PM-200 | 200V Protection Module (Model 2657A)                            |
| SHV-CA-553-2 | High Voltage Triax to SHV Cable (1, 2, 3m) (Model 2657A)        |
| HV-CA-554-2  | High Voltage Triax to Triax Cable (0.5, 1, 2, 3m) (Model 2657A) |
| HV-CA-571-3  | High Voltage Triax to Underminated Cable (Model 2657A)          |
| HV-CS-1613   | High Voltage Triax Feedthrough Connector (Model 2657A)          |

### RECOMMENDED SERVICE

|                |                                |
|----------------|--------------------------------|
| 2651A-3Y-EW    | 3-Year KeithleyCare Gold Plan  |
| 2657A-3Y-EW    | 3-Year KeithleyCare Gold Plan  |
| C/2651A-3Y-STD | KeithleyCare 3-Yr Std Cal Plan |
| C/2657A-3Y-STD | KeithleyCare 3-Yr Std Cal Plan |
| C/2651A-5Y-STD | KeithleyCare 5-Yr Std Cal Plan |
| C/2657A-5Y-STD | KeithleyCare 5-Yr Std Cal Plan |

### SHIPS WITH PRODUCT

- 7709-308A Digital I/O and Interlock Connector
- 174694600 TSP-Link®/Ethernet Cable (1.5 m)
- User Documentation
- Test Script Builder Software (available at [www.tek.com](http://www.tek.com))
- 2651A-KIT-1A: Low Impedance Cable Assembly (1m) (Model 2651)
- CS-1592-2: High Current Phoenix Connector (male) (Model 2651)
- CS-1626-2: High Current Phoenix Connector (female) (Model 2651)
- CA-557-1: Sense Line Cable Assembly (1m) (Model 2651)

## LEARN MORE

with the “Creating Multi-SMU Systems with High Power System SourceMeter Instruments” Application Note.



# ALLICE

Allied Consulting Engineers

make ALLICE your partner

ALLICE MESSTECHNIK GMBH

ALLICE SysTEC GMBH

KELSTERBACHER STRASSE 15-19 60528 FRANKFURT AM MAIN

TEL.: +49(0)69-67724-583 FAX: +49(0)69-67724-582

INFO@ALLICE.DE

[www.allice.de](http://www.allice.de)

© 2017 ALLICE MESSTECHNIK GMBH & ALLICE SysTEC GMBH- ALLE RECHTE VORBEHALTEN.

© 2017 ALLICE MESSTECHNIK GMBH & ALLICE SysTEC GMBH- ALL RIGHTS RESERVED

VERWENDETE WARENZEICHEN UND SCHUTZRECHTE SIND EIGENTUM DER JEWEILIGEN HERSTELLER.

LOGOS AND COMPANY NAMES LISTED ARE TRADEMARKS OR TRADE NAMES OF THEIR RESPECTIVE OWNERS.