



ROHDE & SCHWARZ
Make ideas real

R&S® NGA100 POWER SUPPLY SERIES

Linear. Accurate. Affordable.



The perfect choice for

R&D	Manufacturing
IoT and low-power designs	General purpose and education

¹⁾ R&S® NGA101, R&S® NGA102
²⁾ R&S® NGA141, R&S® NGA142

Key specifications	
Number of channels	1 or 2
Maximum output power	40 W or 80 W
Voltage per channel	0 V to 35 V or 100 V
Maximum current per channel	2 A or 6 A
Ripple and noise (20 Hz to 20 MHz)	< 0.5 mV (RMS), < 500 µA (RMS) ¹⁾ or < 1.5 mV (RMS), < 500 µA (RMS) ²⁾
Readback accuracy	< 0.02 % + 5 mV, < 0.03 % + 500 µA ¹⁾ or < 0.02 % + 10 mV, < 0.03 % + 500 µA ²⁾

The R&S® NGA100 power supplies are linear, compact and easy to use. All models have excellent readback accuracy with a low-current range for demanding measurements.

Features such as data logging, arbitrary waveforms, built-in statistics and remote sensing make the instruments ideal for various bench applications. Equipped with a number of different remote interfaces, including USB and Ethernet, the R&S® NGA100 power supplies are also great for automated tests. Advanced protective functions keep devices connected and power supplies safe.

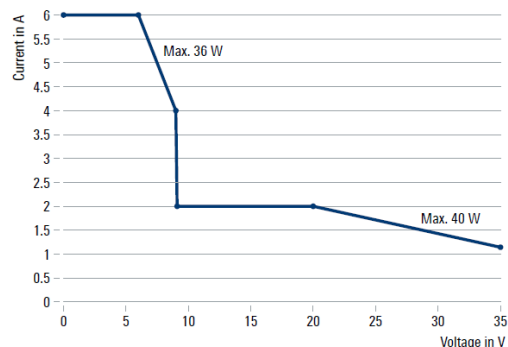
Your benefit	Features
Linear design	The linear design of the output stages allows the R&S® NGA100 power supplies to operate with minimal residual ripple and noise, supplying extremely stable output voltage and current.
FlexPower	The R&S® NGA100 power supplies operate with maximum power at various operating points and cover far more applications than single-range power supplies.
Channel fusion	Activate channel fusion in either serial or parallel mode and the device will act like a single-channel version of itself with double voltage or current capabilities.
Low-current measurement range	IoT devices can have multiple sleep modes where current consumption is very low. To accurately determine these operating states, R&S® NGA100 power supplies have a low-current measurement range.



For more information, visit
www.rohde-schwarz.com/product/NGA100

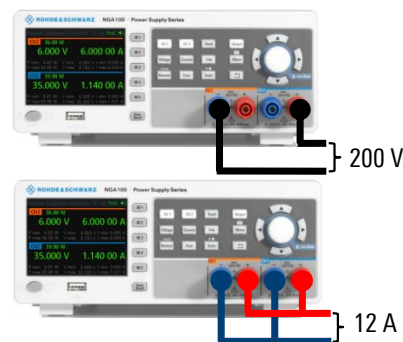
FlexPower

R&S®NGA101/R&S®NGA102 FlexPower curve per output



The R&S®NGA100 series operates with maximum power at various operating points and covers far more applications than single-range power supplies.


Channel fusion



Activate channel fusion in either serial or parallel mode and the device will act like a single-channel version of itself. In serial mode, the outputs are connected internally, while the parallel mode requires external wiring.

Ordering information

Base unit	Type
One-channel power supply, 40 W, 35 V / 6 A	R&S®NGA101
Two-channel power supply, 80 W, 4 x 35 V / 6 A	R&S®NGA102
One-channel power supply, 40 W, 100 V / 2 A	R&S®NGA141
Two-channel power supply, 80 W, 2 x 100 V / 2 A	R&S®NGA142
Software options	
Wireless LAN remote control	R&S®NGA-K102
Digital trigger I/O	R&S®NGA-K103
System components	
19" rack adapter, 2 HU	R&S®HZN96



- R&S®NGA101**
One output
Max. 40 W total output power
Max. 35 V or max. 6 A per output
- R&S®NGA102**
Two outputs
Max. 80 W total output power
Max. 35 V or max. 6 A per output
Max. 70 V in serial or max. 12 A in parallel mode
- R&S®NGA141**
One output
Max. 40 W total output power
Max. 100 V or max. 2 A per output
- R&S®NGA142**
Two outputs
Max. 80 W total output power
Max. 100 V or max. 2 A per output
Max. 200 V in serial or max. 4 A in parallel mode

Features

- EasyRamp**: Icon of a ramp with an arrow.
- Channel fusion**: Icon of two overlapping rectangles.
- EasyArb**: Icon of a waveform with two points.
- Remote sensing**: Icon of a cable with a resistor.
- Built-in measurements**: Icon of two gauges labeled 'P' and 'U'.
- Data logging**: Icon of a document with a 'LOG' label.
- Save/recall device settings**: Icon of a gear and a floppy disk.
- FlexPower**: Icon of a graph showing a shaded area under a curve labeled 'Pmax'.
- Digital trigger I/O**: Icon of a lightning bolt.
- High accuracy**: Icon of a target with a bullseye.