


Measurement of standby power consumption in line with IEC 62301 and EN 50564

Today virtually every electronic device has a standby mode. Power consumption is regulated in most countries by increasingly stringent limits. This makes standardized power measurement essential.



Typical test setup with the R&S®HMC8015 power analyzer and the R&S®HZC815 socket adapter

Your task

State-of-the-art power supply circuits offer different operating modes that adapt to the actual load case to achieve very high efficiency. That makes current consumption highly distorted and irregular. This must be taken into account in power measurement and correctly calculated.

The relevant standards (IEC 62301 and EN 50564) define the execution and calculation methods, including the required accuracy. However, the required methods are too complex and time-consuming for manual implementation.

T&M solution

The R&S®HMC8015 power analyzer provides seamless acquisition and realtime signal processing and accelerates the measurement. Precise measurement ensures that compliance with the standard can be determined, even for critical designs.

The DUT is simply and safely plugged in to the R&S®HMC8015 through the optional R&S®HZC815 mains adapter. For this purpose, the cables supplied with the adapter are connected to the sockets on the front of the instrument. Various country-specific adapter models are available to enable connection in different countries.

Application

The setup wizard eliminates guesswork

The setup wizard in the R&S®HMC8015 guides the user through the measurement and configures the required instrument parameters. That minimizes measurement errors and makes results quickly visible. The measurement process is fully automatic. No prior knowledge of the above-mentioned standards is necessary.

All environment variables, such as the supply voltage and mains quality, are constantly monitored and displayed during the measurement. Deviations are marked in color.

The measurement in detail

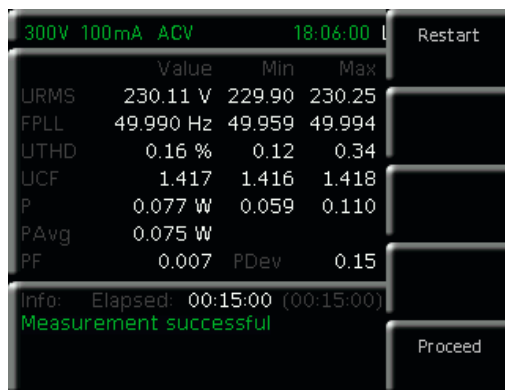
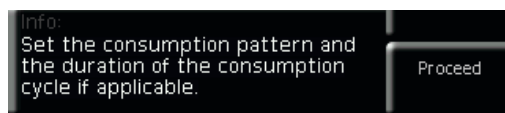
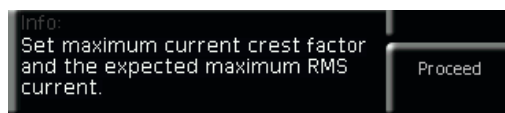
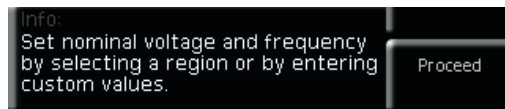
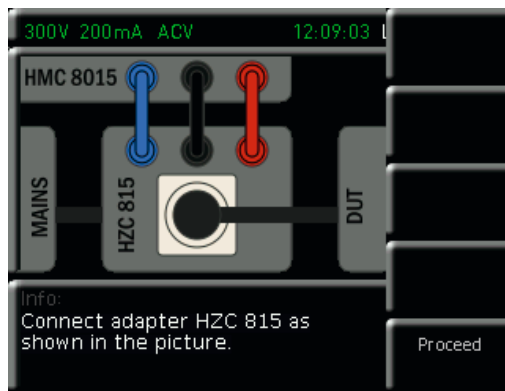
First the DUT is connected according to the instructions from the wizard and put in the desired operating mode (1).

Selection of the right mains voltage and frequency is supported by a country library. The values can also be set individually for special cases (2).

The next step is to set the current range and crest factor according to the expected power consumption of the device (3).

Finally, the type of current consumption can be set to static, cyclic or variable if this is known (4). That speeds up the measurement. In case of a wrong setting, the R&S®HMC8015 detects the different behavior and still measures correctly.

During the measurement, the status display clearly shows all measurement values and their range of variation (5).



Test report

After completion of the measurement, the results can be saved to a USB flash drive. An interactive HTML form is created that can be filled in with customer data, giving you a test report matched to your needs.

Test Report
ID: 230001
Pre-compliance IEC 62301:2011

Customer	Test Lab
Your Company	Your Department

Device Under Test	Instrument of Measure
Your DUT	Manufacturer: ROHDE & SCHWARZ Device Type: Power Analyzer Model: HMC 8015 Serial Number: 03373449 Firmware Version: 01.400 Calibration Date: 2015-09-13

Test Summary	Test Conditions
Consumption Pattern: Static Cycle: 0 s	Voltage Range: 300 V Current Range: 0.100 A Current CF Range: 3
Avg. Mains Voltage: 230.12 V Avg. Mains Freq.: 49.97 Hz Test Method: Sampling Method Avg. Power: 0.0744 W Result: PASS	Date: 2018-07-03 Time: 16:16:26 Duration: 900 s Mains Region: Europe Mains Voltage: 230 V Mains Frequency: 50.0 Hz Temperature: Humidity:

Notes	Test Officer
Some comments...	Full Name: Your name Signature:

ID: 230001 Page 2 of 2

Detailed Results						
	Average	Min	Limit Min	Max	Limit Max	Result
Mains Voltage RMS:	230.12 V	230.00 V	227.70 V	230.27 V	232.30 V	PASS
Mains Frequency:	49.97 Hz	49.96 Hz	49.50 Hz	50.00 Hz	50.50 Hz	PASS
Mains Voltage CF:	1.417	1.416	1.340	1.418	1.490	PASS
Mains Voltage THD:	0.19 %	0.12 %	N/A	0.35 %	2.00 %	PASS
Real Power:	0.074 W	0.060 W	N/A	0.090 W	N/A	N/A
Apparent Power:	11.566 W	11.546 W	N/A	11.584 W	N/A	N/A
Power Factor:	0.007	N/A	N/A	N/A	N/A	N/A

Designation	Type	Order No.
Base unit (incl. power cable and manual)		
Power analyzer	R&S®HMC8015	3593.8646.02
Power analyzer, with IEEE-488 (GPIB) interface	R&S®HMC8015-G	3593.8875.02
Software options		
Compliance test, factory direct order	HOC153	3622.3559.02
Compliance test, voucher upgrade	HVC153	3622.3794.02
Mains adapters for R&S®HMC8015		
Mains adapter, EU connector	R&S®HZC815-EU	3593.8850.02
Mains adapter, GB connector	R&S®HZC815-GB	3622.2246.02
Mains adapter, US connector	R&S®HZC815-USA	3622.2252.02
Mains adapter, CHN/AUS connector	R&S®HZC815-CHN	3623.3952.02

The wizard guides the user through the measurement

Rohde & Schwarz GmbH & Co. KG

Europe, Africa, Middle East | +49 89 4129 12345
North America | 1 888 TEST RSA (1 888 837 87 72)
Latin America | +1 410 910 79 88
Asia Pacific | +65 65 13 04 88
China | +86 800 810 82 28 | +86 400 650 58 96
www.rohde-schwarz.com
customersupport@rohde-schwarz.com

R&S® is a registered trademark of Rohde & Schwarz GmbH & Co. KG
Trade names are trademarks of the owners
PD 5216.1186.92 | Version 01.00 | September 2018 (sk)
Measurement of standby power consumption in line with IEC62301 and EN 50564
Data without tolerance limits is not binding | Subject to change
© 2018 Rohde & Schwarz GmbH & Co. KG | 81671 Munich, Germany



5216118692